


Early College Experience Registration Presentation

Wednesday, May 1, 2019

What is Early College Experience (ECE)?

- Partnership between Morgan and the University of Connecticut
 - By taking “ECE” classes here at Morgan, students can earn college credit from UCONN which may be transferable to other colleges
 - Although the ECE program costs money, it’s a fraction of the cost of classes taken in college, and the curriculum is the same
 - Morgan teachers who teach ECE classes have the same credentials as professors who teach on UCONN’s campus
- 

ECE Courses at Morgan

- ENGL 1011: Seminar in Writing through Literature
- NRE 1000: Environmental Science
- STAT 1100Q: Elementary Concepts of Statistics
- AH 2001: Medical Terminology (Anatomy)
- MARN 1003: Intro. To Oceanography w/ Lab (Marine Science)
 - Not offered 2019/20 school year



What is the Cost?

- The cost is \$50 per credit
 - Example: 3 credit course = \$150
- There are fee waivers available for students on Free/Reduced Lunch
 - Please see Mrs. Rodowicz in the guidance office



What is the Registration Process?

Step 1: Consent Form

Step 2: Application

Step 3: Activate Net ID

Step 4: Enroll

Step 5: Pay Bill



Step 1: Consent Form

- Must use Blue or Black ink
- Must get all signatures
 - Student
 - Parent (Regardless of Age)
 - ECE Site Rep (Mrs. Rodowicz)
- Must have image ready for uploading into application
 - Can scan or take picture with phone
 - Be sure picture is clear and whole form is visible




Step 2: Application


- Apply online at www.ece.uconn.edu
 - Click: “Apply & Enroll”
- Application timeline: April 30th - June 7th
 - All students who requested an ECE class should apply within this timeframe because there is no charge for applying to program
- Follow the step by step directions and be prepared to upload a picture of your Signed Consent Form



Step 3: Activate Net ID

- Once you apply you are considered a UCONN student and need a Net ID to access their online services, including Enrolling in courses
 - New Students:
 - UCONN will send you an email with directions about how to activate your Net ID
 - Returning Students:
 - Find your Net ID at netid.uconn.edu
- 

Step 4: Enroll in Courses

- Enrollment Timeline: August 15th - September 30th
 - It's recommended you wait to Enroll until you are certain you are taking the course at Morgan
 - Remember, you will not be charged for Applying if you don't get the course, but you will be charged a fee for Enrolling and later dropping due to not getting the course at Morgan
 - Enroll by going to www.ece.uconn.edu
 - Log into the Compass Enrollment Center using your Net ID & Password
- 

Step 5: Pay Bill

- Payment is due November 7, 2019
 - Email reminders will be sent to the email you provide in the application
 - Visit www.ece.uconn.edu for payment information
- Fee Waivers available to students on Free/Reduced Lunch
 - See Mrs. Rodowicz to activate your Fee Waiver



Add/Drop Period

- Add/Drop Timeframe: August 15th - September 16th
- Students who do not “Apply” between April 30th - June 7th may apply during the Add/Drop Period for an additional fee of \$25
- Students who Enroll in a course, who ultimately drop for any reason, will be charged a processing fee of \$25



Things to Remember...

- Former ECE students must submit new application every year
 - Use your legal name (no nicknames)
 - Need valid email address
 - Social Security Number is not required, but highly recommended
 - After you Apply, it's recommended you hand Consent Form in to guidance
 - DON'T PROCRASTINATE!!!!
- 